



## **CDIAC Conference**

### **Refunding a Bond Issue**

May 15, 2009

**David Brodsly**

*KNN Public Finance*  
1333 Broadway, Suite 1000  
Oakland, CA 94612  
(510) 208-8205 - PH  
dbrodsly@knninc.com

**Michelle Issa**

*Merrill Lynch & Co.*  
333 South Hope Street, Suite 2310  
Los Angeles, CA 90071  
(213) 345-4539- PH  
michelle.issa@bankofamerica.com

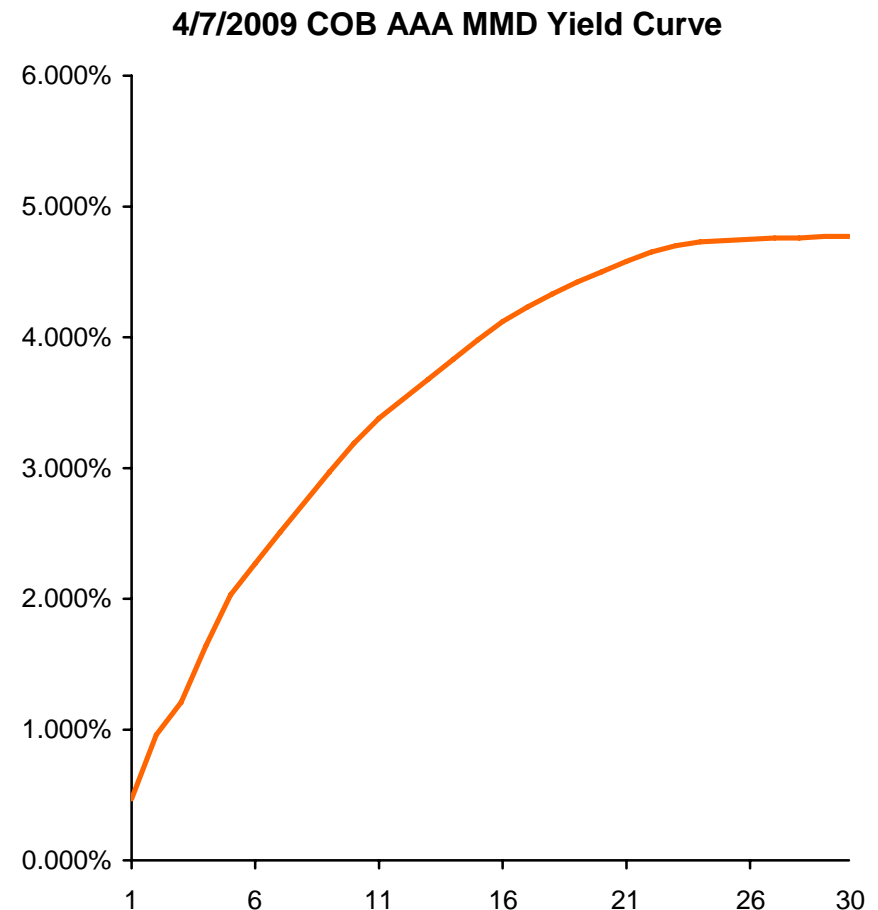
---

## What is a Refunding?

- Proceeds of the new bonds are used to pre-pay old bonds
- Replaces an old debt with a new one
- Usually done to lower the interest costs of the issuer
- Recently, increased use of refundings to fix broken deals (e.g., auction rate securities gone wild)
- Like refinancing home mortgage, first calculation is whether the interest rate savings outweigh the costs of the transaction

## Why Refundings Happen

- Interest rates rise and fall. A refunding can capture current market opportunities
- Because of the upward sloping shape of the yield curve, shorter loans have lower rates
- In a static market, just the passage of time often creates refunding opportunities
- Alternatively, interest rates can fall significantly shortly after the original bond sale



## Non-Economic Refundings

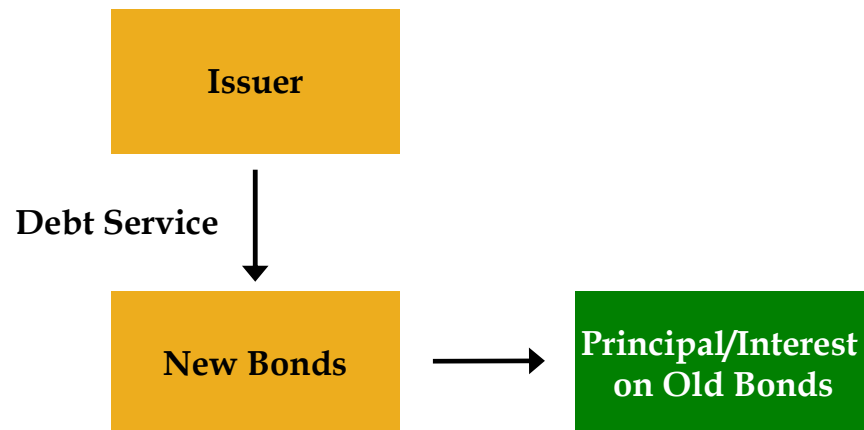
- Covenant change
- Restructuring payments (e.g., deferring debt service for cash-flow savings)
- Restructuring of products that failed (i.e. auction rate securities, insured variable rate demand obligations, etc.)

## Call (Prepayment) Protection

- If a loan can be prepaid at the borrower's option, the lender wants a prepayment premium, a higher yield, or both
- Current convention in municipal bonds is that bonds cannot be called for 10 years
- Current convention is 10-year par call (i.e. no premium)
- A decade ago, 10-year calls often came with a premium of 102, declining to par over time
- Earlier calls can be had at a price

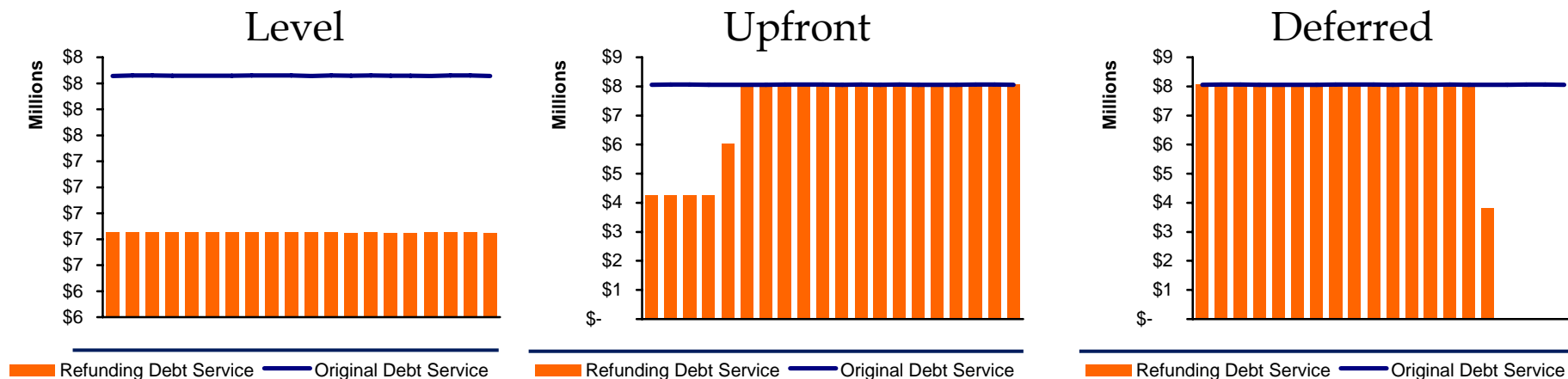
## Mechanics of a Simple Refunding

- Refunding Bonds are issued to:
  - Pay scheduled principal and interest on old bonds until the call date
  - At the call date, the principal of the old bonds is paid to investors, plus a call premium, if applicable
  - At that point, only the new (or refunding bonds) are outstanding



## Savings Patterns

- Savings can be structured in three basic ways:
  - Level - equal annual savings through maturity (most common and most conservative)
  - Upfront - near term savings with remaining debt service equal to prior debt service
  - Deferred - maintains prior debt service in the near term and shortens final maturity



# Old Versus New Debt Service

Date	Original Series 1999 Bonds			Series 2009 Refunding Bonds Uniform Savings		Series 2009 Refunding Bonds Upfront Savings		Series 2009 Refunding Bonds Deferred Savings	
	Par Amount	Interest	Debt Service	Series 2009 Debt Service	Savings	Series 2009 Debt Service	Savings	Series 2009 Debt Service	Savings
7/1/1999	-	3,500,000	3,500,000	N/A	N/A	N/A	N/A	N/A	N/A
7/1/2000	1,060,000	7,000,000	8,060,000	N/A	N/A	N/A	N/A	N/A	N/A
7/1/2001	1,135,000	6,925,800	8,060,800	N/A	N/A	N/A	N/A	N/A	N/A
7/1/2002	1,210,000	6,846,350	8,056,350	N/A	N/A	N/A	N/A	N/A	N/A
7/1/2003	1,295,000	6,761,650	8,056,650	N/A	N/A	N/A	N/A	N/A	N/A
7/1/2004	1,385,000	6,671,000	8,056,000	N/A	N/A	N/A	N/A	N/A	N/A
7/1/2005	1,485,000	6,574,050	8,059,050	N/A	N/A	N/A	N/A	N/A	N/A
7/1/2006	1,590,000	6,470,100	8,060,100	N/A	N/A	N/A	N/A	N/A	N/A
7/1/2007	1,700,000	6,358,800	8,058,800	N/A	N/A	N/A	N/A	N/A	N/A
7/1/2008	1,820,000	6,239,800	8,059,800	N/A	N/A	N/A	N/A	N/A	N/A
7/1/2009	1,945,000	6,112,400	8,057,400	N/A	N/A	N/A	N/A	N/A	N/A
7/1/2010	2,080,000	5,976,250	8,056,250	6,848,750	1,207,500	4,268,750	3,787,500	8,053,750	2,500
7/1/2011	2,230,000	5,830,650	8,060,650	6,854,750	1,205,900	4,268,750	3,791,900	8,059,500	1,150
7/1/2012	2,385,000	5,674,550	8,059,550	6,849,000	1,210,550	4,268,750	3,790,800	8,055,500	4,050
7/1/2013	2,550,000	5,507,600	8,057,600	6,851,750	1,205,850	4,268,750	3,788,850	8,056,750	850
7/1/2014	2,730,000	5,329,100	8,059,100	6,852,250	1,206,850	6,018,750	2,040,350	8,057,500	1,600
7/1/2015	2,920,000	5,138,000	8,058,000	6,850,250	1,207,750	8,056,250	1,750	8,057,250	750
7/1/2016	3,125,000	4,933,600	8,058,600	6,850,500	1,208,100	8,057,500	1,100	8,055,500	3,100
7/1/2017	3,345,000	4,714,850	8,059,850	6,852,500	1,207,350	8,059,000	850	8,056,750	3,100
7/1/2018	3,580,000	4,480,700	8,060,700	6,850,750	1,209,950	8,060,250	450	8,060,250	450
7/1/2019	3,830,000	4,230,100	8,060,100	6,850,000	1,210,100	8,055,750	4,350	8,055,250	4,850
7/1/2020	4,095,000	3,962,000	8,057,000	6,849,750	1,207,250	8,055,250	1,750	8,056,500	500
7/1/2021	4,385,000	3,675,350	8,060,350	6,854,500	1,205,850	8,058,000	2,350	8,058,000	2,350
7/1/2022	4,690,000	3,368,400	8,058,400	6,848,500	1,209,900	8,058,250	150	8,054,000	4,400
7/1/2023	5,020,000	3,040,100	8,060,100	6,851,750	1,208,350	8,055,500	4,600	8,059,000	1,100
7/1/2024	5,370,000	2,688,700	8,058,700	6,848,250	1,210,450	8,054,250	4,450	8,056,750	1,950
7/1/2025	5,745,000	2,312,800	8,057,800	6,847,750	1,210,050	8,053,750	4,050	3,816,750	4,241,050
7/1/2026	6,145,000	1,910,650	8,055,650	6,849,500	1,206,150	8,053,250	2,400		8,055,650
7/1/2027	6,580,000	1,480,500	8,060,500	6,852,750	1,207,750	8,057,000	3,500		8,060,500
7/1/2028	7,040,000	1,019,900	8,059,900	6,851,750	1,208,150	8,059,000	900		8,059,900
7/1/2029	7,530,000	527,100	8,057,100	6,846,000	1,211,100	8,053,500	3,600		8,057,100
<b>Total</b>	<b>\$100,000,000</b>	<b>\$145,260,850</b>	<b>\$245,260,850</b>	<b>\$137,011,000</b>	<b>\$24,164,900</b>	<b>\$143,940,250</b>	<b>\$17,235,650</b>	<b>\$124,669,000</b>	<b>\$36,506,900</b>

## Federal Tax Law Distinguishes Between Two Types of Refundings

- **“Advance Refunding”**
  - New debt is sold more than 90 days before the redemption date of the old debt
- **“Current Refunding”**
  - New debt is sold less than 90 days before the redemption date of the old debt

## Basic Tax Rules

- In general, a bond issue can be “advance” refunded only once; but
- A bond issue can be “current” refunded as often as is economic
- In an advance refunding, proceeds of the “new” issue are invested (at a rate up to the borrowing rate) until the call date when the old bonds are redeemed
  - These funds are held in an “escrow” account
  - If interest rates on the escrow securities are lower than the refunding bond yield there is “negative arbitrage”
    - More refunding bonds must be sold to make up for “negative arbitrage” of lower earnings
    - Can impact issuer’s ability to reach savings targets
  - If interest rates on the escrow securities are higher than the refunding bond yield, there would be “positive arbitrage”
    - Under tax law, the escrow yield is reduced to be  $\leq$  the bond or arbitrage yield

## Escrow Rules

- The IRS knows that (in typical times) the interest rates you pay on debt are less than what you can earn on your investments (“arbitrage”)
- Yield on escrow cannot exceed yield on bond
- Typical escrow investment is in Treasury securities
- Treasury offers special “low yielding” securities to help you manage this rule
- State and Local Government Securities (SLGS)
- Offering earning rates as low as 0%

## Savings Thresholds

- A refunding “uses up” a valuable asset, your call option
- How should we measure the savings?
- % of refunded par: we should realize (after all costs) a savings, in present value terms, of at least  $x\%$  of the refunded debt
  - Issuers typically use a Present Value Savings target of between 3% and 5% of refunded par measured on a maturity-by-maturity or aggregate basis
- “Gross” or “net” savings
  - For example, it is important to take into account the offset in savings from lower interest rates by the loss of any earnings on a debt service reserve fund
    - The yield on a debt service reserve fund is limited to the bond yield on the refunding bonds
    - Lowering the arbitrage rate on new bonds may require more arbitrage rebate, eating away some of the “net” savings

## Maturity-by-Maturity Savings Analysis

### Uniform Savings Refunding Maturity-by-Maturity Savings Analysis

Maturity Date	Original Coupon	Par Amount	Calculated Savings	Calculated Savings Percent
7/1/2010	7.00%	\$2,080,000	\$40,090	1.927%
7/1/2011	7.00%	2,230,000	83,892	3.762%
7/1/2012	7.00%	2,385,000	131,369	5.508%
7/1/2013	7.00%	2,550,000	182,839	7.170%
7/1/2014	7.00%	2,730,000	238,931	8.752%
7/1/2015	7.00%	2,920,000	299,527	10.258%
7/1/2016	7.00%	3,125,000	365,341	11.691%
7/1/2017	7.00%	3,345,000	436,690	13.055%
7/1/2018	7.00%	3,580,000	513,850	14.353%
7/1/2019	7.00%	3,830,000	597,065	15.589%
7/1/2020	7.00%	4,095,000	686,544	16.765%
7/1/2021	7.00%	4,385,000	784,257	17.885%
7/1/2022	7.00%	4,690,000	888,784	18.951%
7/1/2023	7.00%	5,020,000	1,002,237	19.965%
7/1/2024	7.00%	5,370,000	1,123,957	20.930%
7/1/2025	7.00%	5,745,000	1,255,235	21.849%
7/1/2026	7.00%	6,145,000	1,396,377	22.724%
7/1/2027	7.00%	6,580,000	1,550,001	23.556%
7/1/2028	7.00%	7,040,000	1,714,142	24.349%
7/1/2029	7.00%	7,530,000	1,890,239	25.103%
<b>Total:</b>		<b>85,375,000</b>	<b>15,181,366</b>	<b>17.782%</b>

## Other Savings Thresholds

- Total dollar savings rule:
  - An issuer may impose an absolute minimum dollar savings as well
- “People in suits” rule:
  - The savings we realize should be significantly greater than the fees paid to the people who are offering to “help” us!
- Black-Shoals option pricing models
  - Rooted in a model developed by Fischer Black and Myron Scholes in 1973.
  - Calculates the “value” of an option based on assumptions and mathematically complex model
  - Policy question is amount of value that must be captured in a refunding
- Sliding targets based on where interest rates are in the cycle (i.e., how low or high compared to historical averages)

## Debt Management

- Who monitors outstanding debt?
- Refunding policies

# Notice to Recipient

## Confidential

These materials have been prepared by one or more subsidiaries of Bank of America Corporation for the client or potential client to whom such materials are directly addressed and delivered (the "Company") in connection with an actual or potential mandate or engagement and may not be used or relied upon for any purpose other than as specifically contemplated by a written agreement with us. These materials are based on information provided by or on behalf of the Company and/or other potential transaction participants, from public sources or otherwise reviewed by us. We assume no responsibility for independent investigation or verification of such information (including, without limitation, data from third party suppliers) and have relied on such information being complete and accurate in all material respects. To the extent such information includes estimates and forecasts of future financial performance prepared by or reviewed with the managements of the Company and/or other potential transaction participants or obtained from public sources, we have assumed that such estimates and forecasts have been reasonably prepared on bases reflecting the best currently available estimates and judgments of such managements (or, with respect to estimates and forecasts obtained from public sources, represent reasonable estimates). No representation or warranty, express or implied, is made as to the accuracy or completeness of such information and nothing contained herein is, or shall be relied upon as, a representation, whether as to the past, the present or the future. These materials were designed for use by specific persons familiar with the business and affairs of the Company and are being furnished and should be considered only in connection with other information, oral or written, being provided by us in connection herewith. These materials are not intended to provide the sole basis for evaluating, and should not be considered a recommendation with respect to, any transaction or other matter. These materials do not constitute an offer or solicitation to sell or purchase any securities and are not a commitment by Bank of America or any of its affiliates to provide or arrange any financing for any transaction or to purchase any security in connection therewith. We assume no obligation to update or otherwise revise these materials. These materials have not been prepared with a view toward public disclosure under state or federal securities laws or otherwise, are intended for the benefit and use of the Company, and may not be reproduced, disseminated, quoted or referred to, in whole or in part, without our prior written consent. These materials may not reflect information known to other professionals in other business areas of Bank of America and its affiliates.

Bank of America Corporation (the parent company of Banc of America Securities LLC and Merrill Lynch & Co., Inc.) and its affiliates (collectively, the "BAC Group") comprise a full service securities firm and commercial bank engaged in securities, commodities and derivatives trading, foreign exchange and other brokerage activities, and principal investing as well as providing investment, corporate and private banking, asset and investment management, financing and financial advisory services and other commercial services and products to a wide range of corporations and individuals, domestically and offshore, from which conflicting interests or duties, or a perception thereof, may arise. In the ordinary course of these activities, parts of the BAC Group at any time may invest on a principal basis or manage funds that invest, make or hold long or short positions, finance positions or trade or otherwise effect transactions, for their own accounts or the accounts of customers, in debt, equity or other securities or financial instruments (including derivatives, bank loans or other obligations) of the Company, potential counterparties or any other company that may be involved in a transaction. Products and services that may be referenced in the accompanying materials may be provided through one or more affiliates of Bank of America. Capital markets and investment banking services are provided by Banc of America Securities LLC and/or Merrill Lynch, Pierce, Fenner & Smith Incorporated, which are broker-dealers registered with the Securities and Exchange Commission and members of the Financial Industry Regulatory Authority and the Securities Investor Protection Corporation.

We have adopted policies and guidelines designed to preserve the independence of our research analysts. These policies prohibit employees from offering research coverage, a favorable research rating or a specific price target or offering to change a research rating or price target as consideration for or an inducement to obtain business or other compensation. We are required to obtain, verify and record certain information that identifies the Company, which information includes the name and address of the Company and other information that will allow us to identify the Company in accordance with the USA Patriot Act (Title III of Pub. L. 107-56 (signed into law October 26, 2001)) and such other laws, rules and regulations.

**We do not provide tax advice. Accordingly, any statements contained herein as to tax matters were neither written nor intended by us to be used and cannot be used by any taxpayer for the purpose of avoiding tax penalties that may be imposed on such taxpayer. If any person uses or refers to any such tax statement in promoting, marketing or recommending a partnership or other entity, investment plan or arrangement to any taxpayer, then the statement expressed herein is being delivered to support the promotion or marketing of the transaction or matter addressed and the recipient should seek advice based on its particular circumstances from an independent tax advisor. Notwithstanding anything that may appear herein or in other materials to the contrary, the Company shall be permitted to disclose the tax treatment and tax structure of a transaction (including any materials, opinions or analyses relating to such tax treatment or tax structure, but without disclosure of identifying information or, except to the extent relating to such tax structure or tax treatment, any nonpublic commercial or financial information) on and after the earliest to occur of the date of (i) public announcement of discussions relating to such transaction, (ii) public announcement of such transaction or (iii) execution of a definitive agreement (with or without conditions) to enter into such transaction; provided, however, that if such transaction is not consummated for any reason, the provisions of this sentence shall cease to apply.**